



ABSOLUTE and High Environmental Resistance Type
Using ABSOLUTE® Electromagnetic Induction System

Linear Scale ABS AT715 Series

Special Promotion 2017

ABSOLUTE

IP67

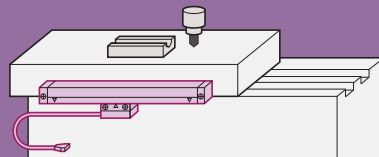
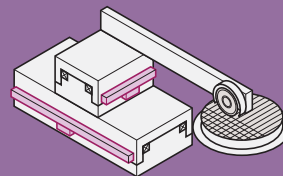
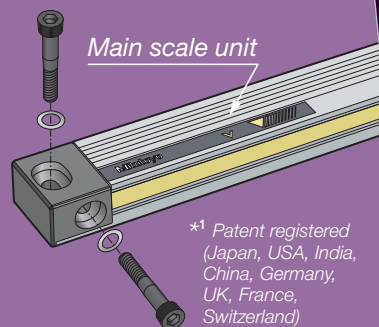


• Dust- and
watertight
IP67

Promotion period: Valid till 31st December 2017

AT715 Features

- Employs the ABSOLUTE® electromagnetic induction system*1 to achieve IP67 environmental resistance.
- Detects and outputs an absolute position - no reference point setup needed at every power-on.
- An abnormal calculation doesn't accumulate even if the calculation mistake is generated by electrical noise.
- Two mounting directions of the main scale unit allows easy mounting on a machine tool with difficult mounting arrangements.



Turn leaflet behind for AT715 specification

**5
YEARS
WARRANTY***
for
every purchase
of AT715

* Other terms and conditions apply. Contact your nearest Mitutoyo office for more information.

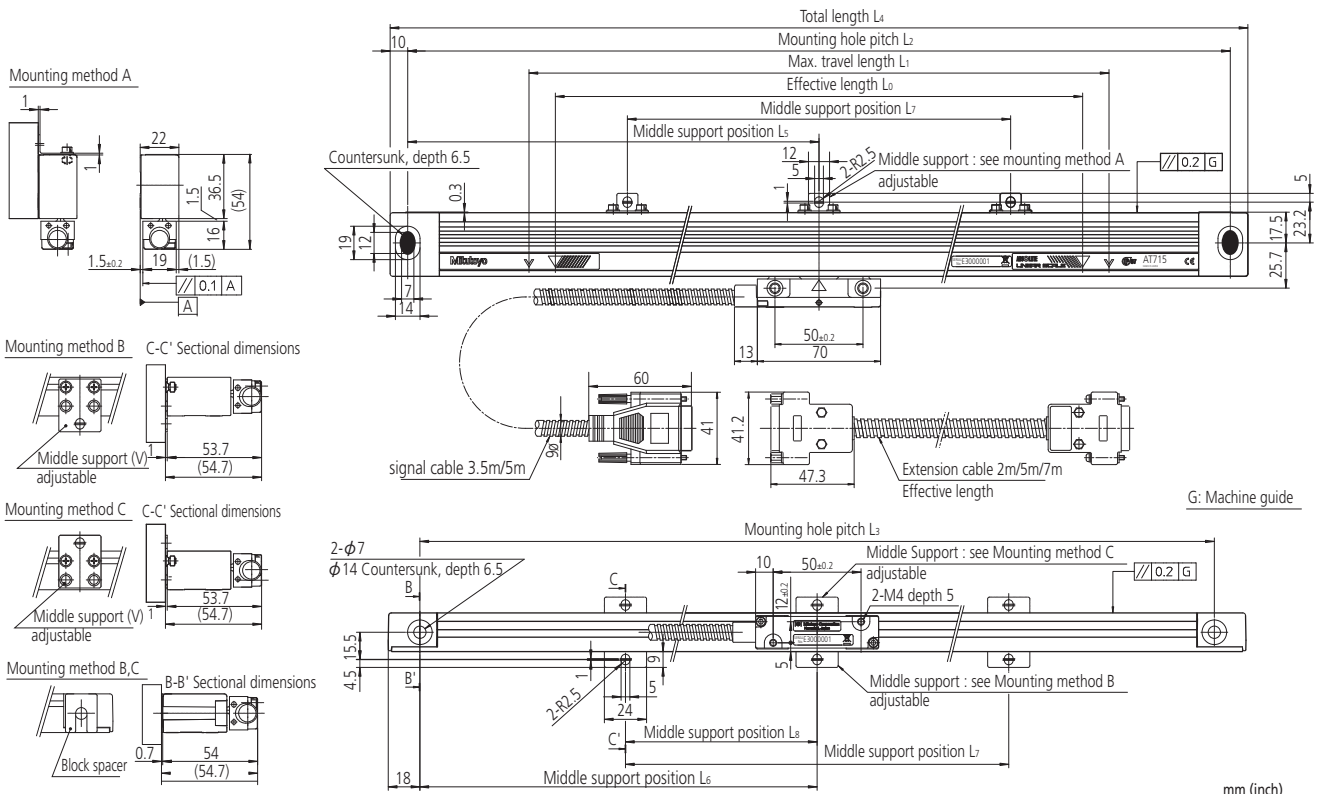
Display Unit for Linear Scale

KA-200 Counter

- Adjustable high-brightness LED enhances visibility.
- Operation visualization display (macro function) realizes high operability.
- Scale tester feature improves maintainability.

**NEW
LAUNCH**





Order No. / Model No.	Effective length L ₀	Maximum travel length L ₁	Mounting hole pitch L ₂	Mounting hole pitch L ₃	Mounting hole pitch L ₄	Middle support positions			Signal cable length
						L ₅	L ₆	L ₇	
539-801 / AT715-100	100(4")	120(4.72")	258(10.16")	242(9.53")	278(10.94")	—	—	—	3500 (137.80)
539-802 / AT715-150	150(6")	170(6.69")	308(12.13")	292(11.50")	328(12.91")	—	—	—	
539-803 / AT715-200	200(8")	220(8.66")	358(14.09")	342(13.46")	378(14.88")	—	—	—	
539-804 / AT715-250	250(10")	270(10.63")	408(16.06")	392(15.43")	428(16.85")	—	—	—	
539-805 / AT715-300	300(12")	330(12.99")	468(18.43")	452(17.80")	488(19.21")	—	—	—	
539-806 / AT715-350	350(14")	380(14.96")	518(20.39")	502(19.76")	538(21.18")	—	—	—	
539-807 / AT715-400	400(16")	430(16.93")	568(22.36")	552(21.73")	588(23.15")	—	—	—	
539-808 / AT715-450	450(18")	480(18.90")	618(24.33")	602(23.70")	638(25.12")	—	—	—	
539-809 / AT715-500	500(20")	540(21.26")	678(26.69")	662(26.06")	698(27.48")	339(13.35")	331(13.03")	—	
539-811 / AT715-600	600(24")	640(25.20")	778(30.63")	762(30.00")	798(31.42")	389(15.31")	381(15.00")	—	
539-813 / AT715-700	700(28")	740(29.13")	878(34.57")	862(33.94")	898(35.35")	439(17.28")	431(16.97")	—	
539-814 / AT715-750	750(30")	780(30.71")	918(36.14")	902(35.51")	938(36.93")	459(18.07")	451(17.76")	—	
539-815 / AT715-800	800(32")	840(33.07")	978(38.50")	962(37.87")	998(39.29")	489(19.25")	481(18.94")	—	
539-816 / AT715-900	900(36")	940(37.01")	1078(42.44")	1062(41.81")	1098(43.23")	539(21.22")	531(20.91")	—	
539-817 / AT715-1000	1000(40")	1040(40.94")	1178(46.38")	1162(45.75")	1198(47.17")	589(23.19")	581(22.87")	—	
539-818 / AT715-1100	1100(44")	1140(44.88")	1278(50.31")	1262(49.69")	1298(51.10")	624(24.57")	616(24.25")	430(16.93")	
539-819 / AT715-1200	1200(48")	1240(48.82")	1378(54.25")	1362(53.62")	1398(55.04")	659(25.94")	651(25.62")	460(18.11")	
539-820 / AT715-1300	1300(52")	1340(52.76")	1478(58.19")	1462(57.56")	1498(58.98")	694(27.32")	686(27.00")	490(19.29")	
539-821 / AT715-1400	1400(56")	1440(56.69")	1578(62.13")	1562(61.50")	1598(62.91")	724(28.50")	716(28.18")	530(20.87")	
539-822 / AT715-1500	1500(60")	1540(60.63")	1678(66.06")	1662(65.43")	1698(66.85")	759(29.88")	751(29.56")	560(22.05")	

MITUTOYO ASIA PACIFIC PTE. LTD. (Regional Headquarters)
Tel: (65) 6294 2211 Fax: (65) 6299 6666 E-mail: mapsq@mitutoyo.com.sg

MITUTOYO (MALAYSIA) SDN. BHD.
Tel: (60)3-7845 9318 Fax: (60)3-7845 9346
E-mail: mmsb@mitutoyo.com.my

Penang Branch
Tel: (60) 4641 1998 Fax: (60) 4641 2998
E-mail: mmsbpen@mitutoyo.com.my

Johor Branch
Tel: (60) 7352 1626 Fax: (60) 7352 1628
E-mail: mmsbjhr@mitutoyo.com.my

MITUTOYO VIETNAM CO., LTD.
Tel: (84)4-3768 8963 Fax: (84)4-3768 8960
E-mail: mvc-hn@mitutoyo.com.vn

Ho Chi Minh City Branch
Tel: (84)8-3840 3489 Fax: (84)8-3840 3498
E-mail: mvc-hcmc@mitutoyo.com.vn

MITUTOYO (THAILAND) CO., LTD.
Tel: (66) 2080 3500 Fax: (66) 2521 6136
E-mail: office@mitutoyo.co.th

Chonburi Branch
Tel: (66) 2080 3563 Fax: (66) 3834 5788
E-mail: office@mitutoyo.co.th

Amata Nakorn Branch
Tel: (66) 2080 3565 Fax: (66) 3846 8978
E-mail: office@mitutoyo.co.th

PT. MITUTOYO INDONESIA
Tel: (62)21-2962 8600 Fax: (62)21-2962 8604
E-mail: ptmi@mitutoyo.co.id

MITUTOYO PHILIPPINES, INC.
Tel: (63)49-544 0272 Fax: (63)49-544 0272
E-mail: mpi@mitutoyo.com.ph



Mitutoyo

www.mitutoyo.com.sg | www.mitutoyo.com.my
www.mitutoyo.co.th | www.mitutoyo.co.id
www.mitutoyo.com.vn | www.mitutoyo.com.ph

Dealer: